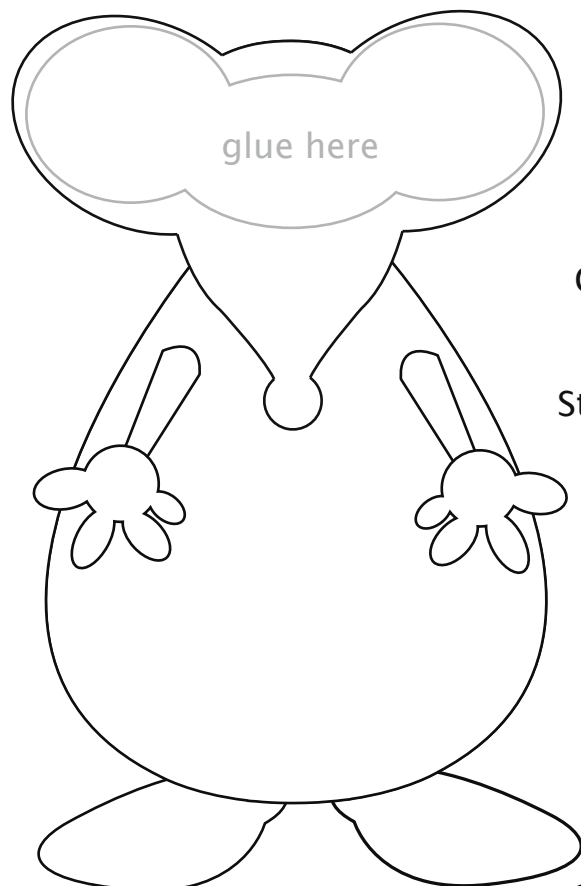


Roly Bookmark


Never lose your page again with the help of this Roly bookmark. There's even a space on the back to keep a list of books you've recently read.




Cut out Roly and colour him in but leave his head blank.
Stick it onto some card to make it stiffer.

Cut out Roly's back and colour it in.
Leave the space in the middle white.

Stick the back to the front.





Cut out Roly's head and colour it in. Stick it onto card.

Glue the top of Roly's head onto the front where the GLUE HERE space is, to make a flap. Remember to line up the ears.
Leave it to dry.

Hook Roly's head over a page to mark your place in a book.

You can list what books you have read on Roly's back.