

Inspiring young minds...

Objective

To match the letters of the alphabet and recognise their names.

Resources

Copies of the activity sheets 1 and 2.
Copy of the CD-ROM Mouse in the House.

Preparation

Find the washing day game on the CD-ROM. Name cards for each child. 2 sets of alphabet cards (activity sheet 2) – glue these on to card, cover and cut out.

Early Learning Goals

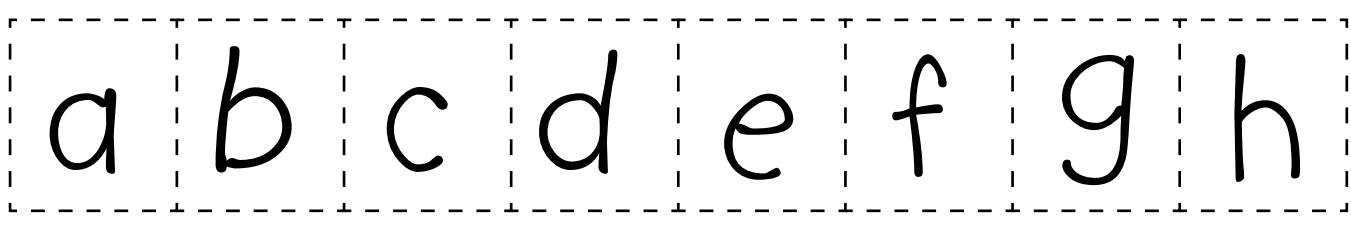


- **Personal, social & emotional development:** Chat with confidence and share ideas in a group. Look at the name cards and take turns to find own name. Sing 'My name is Alison, please tell me your name...'
- **Communication, language & literacy:** Use the alphabet cards. Place one set face down in the middle of the circle. From the other set deal each child 3 or 4 cards and ask them to put them in front of them. Each child has a turn to take a card from the pile in the middle and turn it over. Have any of the children got the matching letter? If not, turn another card over. Do this until all the pairs are matched.
- **Mathematical development:** Use the name cards to count the letters in each name.
- **Knowledge and understanding of the world:** Each child makes a small book entitled 'Myself.' Headings could include 'my favourite toy, my pet' etc.
- **Physical development:** Use activity sheet 1. Roly wants to visit Mouse. He has to match the letters found on the path to get to his house. Children cut out the letters at the bottom of the sheet and match them to the letters on the path.
- **Creative development:** Turn the home corner into an office. Have a selection of pens, pencils, different types of writing paper, envelopes, pads and notebooks. Use telephones, mobiles, fax, computer or typewriter (real or pretend). Have a small noticeboard so children can put up their own signs, lists etc.


Activity

Make different coloured blancmange using food colouring. Children can use fingers to write their names or make patterns either in the container or onto paper.

Links with Home

Write the name of your child as often as you can so they get accustomed to the shape and size. Let them experiment with pens or pencils onto paper. Remember to use a capital letter at the beginning.





the

mouse

club

Inspiring young minds...

Early Years Lesson Plan

The Alphabet

Activity Sheet 2

a b c d e

f g h i j

k l m n o

p q r s t

u v w x y

z